

On-line VISA Extension

1. Visit > <http://hikorea.go.kr>
2. Select language

The screenshot shows the Hi Korea website homepage. At the top, there is a navigation bar with the Hi Korea logo and various service categories: 전자민원 (Electronic Services), 방문예약 (Appointment), 정보마당 (Information), 고용지원 (Employment Support), 투자지원 (Investment Support), 참여마당 (Participation), and 알림마당 (Notice). Below this is a search bar and a language selection menu. The language selection menu is highlighted with a red box and a yellow arrow pointing to it. The menu options are: ENGLISH, 日本語 (Japanese), and 汉语 (Chinese). Below the language menu is a vertical sidebar with various service icons and links, including 민원서식 (Forms), 사이트소개 (Site Introduction), 열도우미 (Help), and others. The main content area features a large banner for "고용주는 법무부·고용부 한곳에서만 고용변동신고를 하면 됩니다" (Employers only need to file employment change reports at the Ministry of Justice and Ministry of Employment). Below the banner is a table of news items and a sidebar with a login section and various service links.

공지사항	보도자료	뉴스레터	홈페이지 이용문의	규제개선
· F5				2015.09.06
· [답변] 거주사실확인서 부탁드립니다				2015.09.04
· 거주사실확인서 부탁드립니다				2015.09.03
· [답변] 체류기간만료예고통지우편물				2015.09.03
· 체류기간만료예고통지우편물				2015.09.02

On-line VISA Extension

3. Join

The screenshot displays the Hi Korea e-Government for Foreigners website. At the top left is the logo for Hi Korea. A navigation bar contains links for E-APPLICATION, RESERVE VISIT, INFORMATION, EMPLOYMENT, INVESTMENT, CUSTOMER SUPPORT, and ANNOUNCEMENT. A central banner announces that fees for visa and immigration services will increase from January 1st, 2014. Below this, a 'LOGIN' section features input fields for ID and PASSWORD, a 'Login' button, and a '-Join' button which is highlighted with a red box and a yellow arrow. To the right of the login section is a 'KOREA VISA PORTAL' section with a 'more' link. Further right is a 'NOTICE' section with a 'VISA / SOJOURN GUIDE' link. The bottom of the page includes 'Related sites', 'Information Shortcuts' (with tabs for Everyday, Immigration, Investment, Employment), and various service categories like Culture/Tourism, Education, Medical, Transportation, and Living in Korea. On the far right, a 'QUICK MENU' sidebar lists links for Form, Site Info, Web Assistant, Service Q&A, and Electronic Certificate, along with logos for the Ministry of Justice, Ministry of Knowledge Economy, BuyKorea.org, Kotra, and Human Resources Development Service of Korea.

On-line VISA Extension

3.Join

User Agreement

HOME > Membership > Sign up

Hi Korea user agreement

Hi Korea User agreement

Information on comprehensive support service website for foreigners (Hi Korea)
The Hi Korea is a comprehensive web portal for supporting foreigners. It was created as a part of the Korean government's efforts to form an electronic government (e-Government), which is built by the Ministry of Justice (MoJ) being the main organization), the Ministry of Knowledge Economy, and the Ministry of Labor. It was designed to provide foreigners (those residing in Korea or other countries) with essential information on immigration, investment, employment, and everyday living; as well as means to take care of related civil services and issues on-line.

Chapter 1. General

Privacy policy

[Hi Korea] respects and upholds the following "Personal Information Protection Policy"
[Hi Korea] overview

- [Hi Korea] is a general support portal site for foreigners, jointly created by the Ministry of Justice, the Ministry of Knowledge Economy and the Ministry of Labor. It was created with the purpose of providing investment, employment, residence, and everyday living related information; as well as providing related on-line services from a single convenient location.
Automatically collected and stored information (Access Log)
- Upon using [Hi Korea]'s services, information about which page you view and while files get downloaded are collected

1 I have read and accept the user agreement and privacy policy.

※ To take advantage of our civil application services, such as desertion notification and extension of stay, you must register for private membership.
Please be advised that corporate members can only use investment-related services.

Private membership		Business membership	
<input type="radio"/> Koreans	<input checked="" type="radio"/> Foreigners abroad	<input type="radio"/> Domestic business	<input type="radio"/> Foreign business
<input type="radio"/> Korean nationals reside in Korea	<input type="radio"/> Foreign nationality Koreans (F-4)		

2

3

On-line VISA Extension

3.Join

☑ Please fill out the following form and click on the 'confirm' button. This information will be used only to confirm your identity. Thank you.

※ Please fill in the blanks. Be sure to refer to the following sample and information on your foreigner registration card.

Registered Foreigner	Short-term visit
* Foreigner registration number ①	<input type="text"/> - <input type="text"/> <input type="text"/> certification through public I-PIN
* Name ②	※ Enter your name as it appears in your foreigner registration card. Exception: If you're Chinese, then use the name exactly as it appears on your passport. Place a space between your family name and given name, while your given name must be entered as a single word without any spaces. (ex)YUAN RONGMEI
* Confirm input	<input type="text"/> 1 5 8 5 <input type="text"/> (Please enter the numbers shown.)
Sample	

On-line VISA Extension

3.Join

회원가입 HOME > 회원 > 회원가입

(*) 항목은 필수입력사항이므로 빠짐없이 기입하여 주시기 바랍니다.

회원아이디 및 비밀번호

* 아이디	<input type="text"/>	중복검색
* 비밀번호	<input type="password"/>	(영문,숫자조합 10~15자리)
* 비밀번호 확인	<input type="password"/>	
* 비밀번호 힌트 질문	가장 기억에 남는 장소는?	▼
* 비밀번호 힌트 답변	<input type="text"/>	

회원 기본정보

* 성명	<input type="text"/>
* 외국인등록번호	<input type="text"/>
* 국가/지역	<input type="text"/>
* 이메일	<input type="text"/> @ <input type="text"/> <input type="text"/> 선택 <small>Hotmail.com 또는 msn.com을 사용할 경우 메일 환경설정>스팸메일관리>특정메일의 수신허용란에 하이코리아 발신주소(nikorea@nikorea.go.kr)를 추가하여야 내역서기 정상적으로 수신될 수 있습니다.</small>
전화번호	없음 ▼ - <input type="text"/> - <input type="text"/>
이동전화	없음 ▼ - <input type="text"/> - <input type="text"/>

위 내용으로 회원가입합니다 취소

On-line VISA Extension

4. Complete Join

회원가입 완료

HOME > 회원 > 가입완료

님의 회원가입이 성공적으로 완료되었습니다.

아래의 회원 ID로 G4F포탈 서비스를 이용하실 수 있습니다.
자세한 사항은 가입시 작성하신 이메일을 통해 발송합니다.

성명	
ID	
이메일주소	

메인화면으로 가기

5. Login

통합검색

로그인 | 마이페이지 | 즐겨찾기 | 사이트맵 | 원격접속 | 색인

전자인원 방문예약 정보마당 고용지원 투자지원 참여마당 알림마당

고용주는 **법무부 · 고용부 한곳에서만 고용변동신고**를 하면 됩니다

- 해당외국인 체류자격 : 비전문취업(E-9), 방문취업(H-2)
- 온라인신고(www.hikorea.go.kr), 방문신고, fax(1577-1346)신고 일원화

신청하기

로그인 LOGIN

아이디 비밀번호 로그인

아이디저장

공공마이핀(A-PTN)인증

아이디/비밀번호 찾기 • 회원가입

공지사항

- (채용)2015년도 제3회 시간제임기제공무원 경력경쟁채용시험 공고 2015.09.04
- 2015년도 방문취업제 기술교육 대상 추첨결과 알림 2015.09.03
- 의료관광 우수 유치기관 지정 공고 2015.09.02
- 2015년 9월 국적업무 처리기간 안내 2015.09.01
- 창업이민지원프로그램(OASIS-4) 서울지역 참여자 모집(한국이민재단) 2015.08.18

알림판 01 02

체류자격별 통합 안내 메뉴얼

국내 체류외국인의 출입국 업무 처리 이해를 돕고자 안내 메뉴얼을 증재하오니 많은 이용 바랍니다.

다.

다. [자세히보기]

추천 SNS 공유와 참여합니다









On-line VISA Extension

6. E-Application-File an application

The screenshot shows the top navigation bar of the Hti Korea website. The logo 'hti Korea e-Government for Foreigners' is on the left. In the center is an 'Integrated Search' box with a 'SEARCH' button. On the right are links for 'RSS', 'Home', 'Login', 'My Page', 'Add to favorites', 'Site map', and 'Remote Assistant'. Below this is a dark blue menu bar with the following items: 'E-APPLICATION' (highlighted with a red box), 'RESERVE VISIT', 'INFORMATION', 'EMPLOYMENT', 'INVESTMENT', 'CUSTOMER SUPPORT', and 'ANNOUNCEMENT'. Below the menu bar is a breadcrumb trail: 'General guide' > 'File an application' (highlighted with a red box) > 'Confirm certificate issuance'.

7. List of available applications – Sojourn – Extension of stay for registered foreigners – e-application

List of available applications

Application category	Application name	e-Application	Reserve an appointment	Processing organization
	Extension of stay for registered foreigners			Ministry of Justice
	Extension of sojourn period for Overseas Koreans (F-4)			Ministry of Justice
	Extension of stay for short-term visitor			Ministry of Justice
	Notification of changes in foreign employees/trainees (Desertion, Except desertion)			Ministry of Justice
	Commencement of Work for H-2 Visa			

A yellow arrow points from the 'Reserve an appointment' column to the 'e-Application' icon in the first row.

On-line VISA Extension

8. Confirm Required documents & process

Required documents	<ul style="list-style-type: none"> • Common <ul style="list-style-type: none"> ○ Application form (Template #34) ○ Passport or Entry Permit for Foreigners ○ Foreigner Registration Card • Required documents for each status <ul style="list-style-type: none"> ○ Cultural Arts(D-1), Study Abroad(D-2), Industrial Training(D-3), General Training(D-4), Journalism(D-5), Religious Affairs(D-6), Supervisory Intra-company Transfer(D-7), Corporate Investment(D-8), Trade Management(D-9), Professorship(E-1), Foreign Language Instructor(E-2), Research(E-3), Technology Transfer(E-4), Professional Employment(E-5), Special Occupation(E-7), Non-professional Employment(E-9), Vessel Crew(E-10), Family Visitation(F-1), Residency(F-2), Dependence Family(F-3), Overseas Korean(F-4) with foreign nationality, Working Holiday(H-1)
Service charge	<ul style="list-style-type: none"> • 56,000 KRW (40,000 KRW for F-2 status holders) • Non-refundable if application was normally processed • Exemption by nationality : Nationals of England and Argentinian minors (those under 14) • Exemption by status : Corporate Investment (D-8)
Administrative process	<ul style="list-style-type: none"> • e-Application <ul style="list-style-type: none"> ① Apply -> ② Pay service charge -> ③ Receive -> ④ Process • Reserving an appointment <ul style="list-style-type: none"> ① Visit and reserve an appointment -> ② Visit the immigration office or its branch office at the reserved date -> ③ Apply -> ④ Receive -> ⑤ Process ※ Applications that were not processed on that day can be found under Status of e-application
Time received (Time processed)	<ul style="list-style-type: none"> • Reception time <ul style="list-style-type: none"> ○ e-Application : Available on weekdays from 07:00 to 22:00 (Not available on Saturdays, Sundays and holidays) ○ Reserving an appointment : Available every day throughout the year • Process time <ul style="list-style-type: none"> ○ e-Application : within 14 days ○ Reserving an appointment : As a general rule, it is processed within 14 days. However, depending on number of requests for this application, it may take a bit longer
Administrative organization	Local immigration office or branch office

Competent department	Visa & Residence Division Korea Immigration Service
Related laws and regulations	<ul style="list-style-type: none"> • Immigration Laws Article 25 or 37 • Immigration Laws Enforcement Ordinance Article 31 • Immigration Laws Enforcements Regulations Article 32
Phone Number	02-2650-6399
Miscellaneous	e-Applications can be applied between 3 to 60 business days before the expiration of the applicant's status. An appointment for visitation can be reserved until a day before the expiration date (reserving an appointment when there's more than 60 days to go before the applicant's status expires is not allowed without a reasonable cause. Thus, if such need for reservation arise, please consult the immigration office (02-2650-6399) before actually making the reservation).

◆◆ Confirmation : I, the undersigned, hereby agree to allow all documents and information required for process of this application to be viewed by the public servant in charge. As specified under E-government Law, section 36, article 1.

I agree.

Reserve
 Apply(principal)
 Apply(agent)

Visa Application required documents

-Application form

-passport, alien card

-Proof of Residency (Dormitory Certificate of Residency or house contract etc)

-Tuition Fee Payment Receipt, Certificate of Enrollment, Transcript

-Proof Document of Staying Expenses (\$13,000 ↑)

> **Students with grade C or above do not need to submit**

On-line VISA Extension

9. Scan all of required documents
10. Upload Scan file
11. Pay the fee
12. Complete application
13. Check Status of your application

Notice!

- *time : 07:00~22:00 (except holiday)
- *Before expiration of visa 4 months, can apply visa extension
- *If your visa will be expired within 3days, you can't apply in On-line, must visit immigration office



15. When you have a time, visit immigration office, print new visa period in alien card